

LM79

LM80

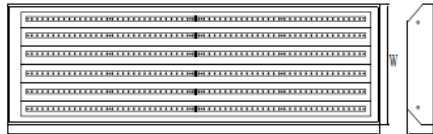
## Product Description

- ▶ High efficacy LED boards with dual copper cladding for thermal dissipation
- ▶ Housing has top access door for easy field access of driver and control gear
- ▶ LM-80 tested LED populated custom strips provide ideal light distribution
- ▶ Optional Accesories: Motion Sensor, Lens with Frame, Hanging
- ▶ Chains, wireguard.

IP Rating: IP20

## Application

Workshop, Warehouse, Supermarket, etc

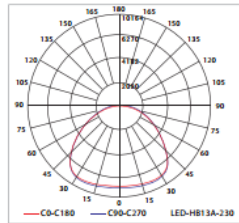
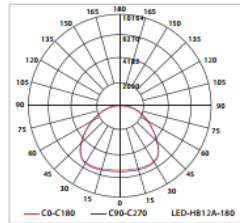
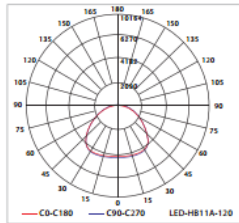


49,21(1250)


3,46(88)

Model	W
HB11A	10.83 (275)
HB12A	15.94 (405)
HB13A	21.26 (540)

## Distribution Curve Flux



## 2 x 4 Foot Panel Light



Model	Input Power	Delivered Lumens (5000K)	ETL	DLC	LM79	Projected L70 (Hours)	Input Voltage	CCT	CRI	Power Factor	THD	Installation
HB11A	80W	8,800LM	✓			72,000	120-277V 50/60HZ	2700- 6500K	>80	>0.92	<15%	Hanging
	100W	11,000LM	✓	✓	✓							
	120W	13,000LM	✓									
HB12A	150W	16,500LM	✓	✓	✓							
	180W	19,980LM	✓									
HB13A	200W	22,000LM	✓	✓	✓							
	230W	25,300LM	✓									